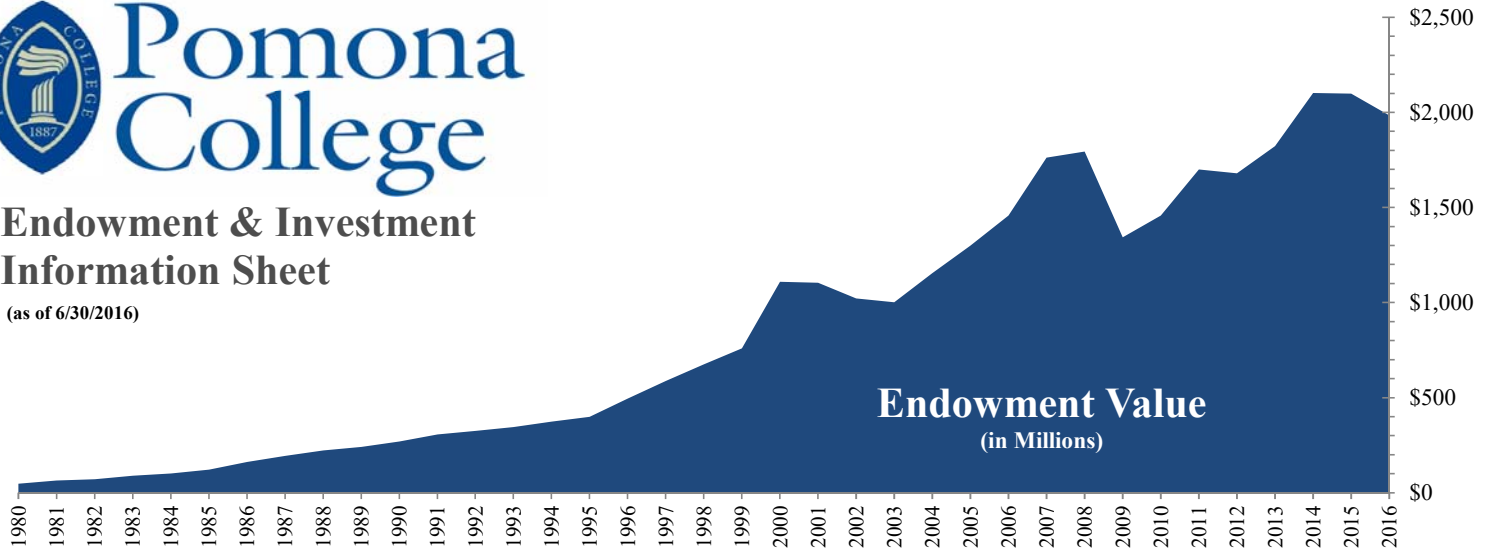




# Pomona College

## Endowment & Investment Information Sheet

(as of 6/30/2016)



### Returns

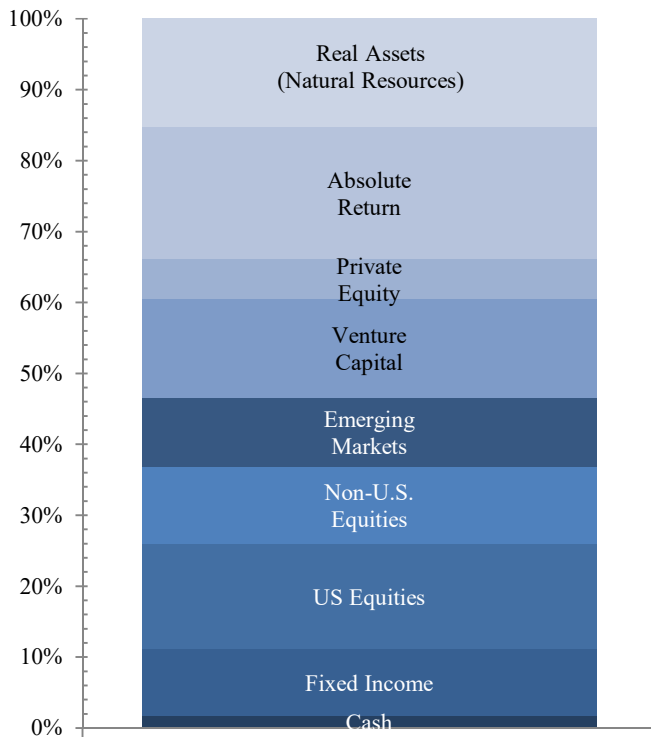
	1 Year	5 year	10 Year	20 Year
<b>Investment Performance</b>	<b>-3.0%</b>	<b>6.5%</b>	<b>6.6%</b>	<b>10.2%</b>
<b>85/15 Portfolio Split*</b>	<b>4.4%</b>	<b>10.9%</b>	<b>7.1%</b>	<b>7.6%</b>
<b>60/40 Portfolio Split**</b>	<b>5.1%</b>	<b>8.9%</b>	<b>6.5%</b>	<b>7.0%</b>

All return figures are gross of fees. The Pomona endowment expense ratio is approximately .25%

\* This is an 85% allocation to equity securities (S&P 500) and 15% allocation to fixed income securities (BC Gov/Credit Bond Index), similar to the Pomona endowment.

\*\* This is a 60% allocation to equity securities (S&P 500) and 40% allocation to fixed income securities (BC Gov/Credit Bond Index), an allocation commonly used for trusts.

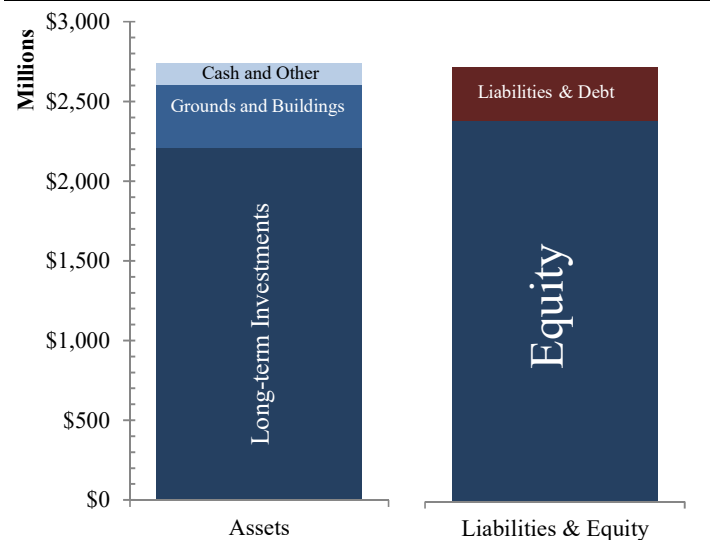
### Asset Allocations <sup>^</sup>



### Credit Ratings & Outlook

<b>Standard &amp; Poor's</b>	<b>AAA/Stable</b>
<b>Moody's</b>	<b>Aaa/Stable</b>
<b>Fitch Ratings</b>	<b>AAA/Stable</b>

### Balance Sheet



**Total Pooled Investments<sup>^^</sup> - \$2,073,953,200**  
**Investment Managers - 100+**  
**Number of Funds - 230+**  
**Primary Consultants - Cambridge Associates**

**Pomona College Assets - \$2,706,886,000**  
**Total Liabilities & Debt - \$330,998,000**

<sup>^</sup> The Pomona endowment invests in a highly diversified mix of assets, including U.S. and non-U.S. equities, emerging markets, and fixed income, as well as non-marketable equity assets such as venture capital, private equity, absolute return strategies, and real assets such as private real estate, timber, and energy.

<sup>^^</sup> Pomona's total Pooled Investments are comprised of the Endowment Fund (approx. 95%), the Restricted Fund (less than 1%), and the Annuity Fund (approx. 5%).