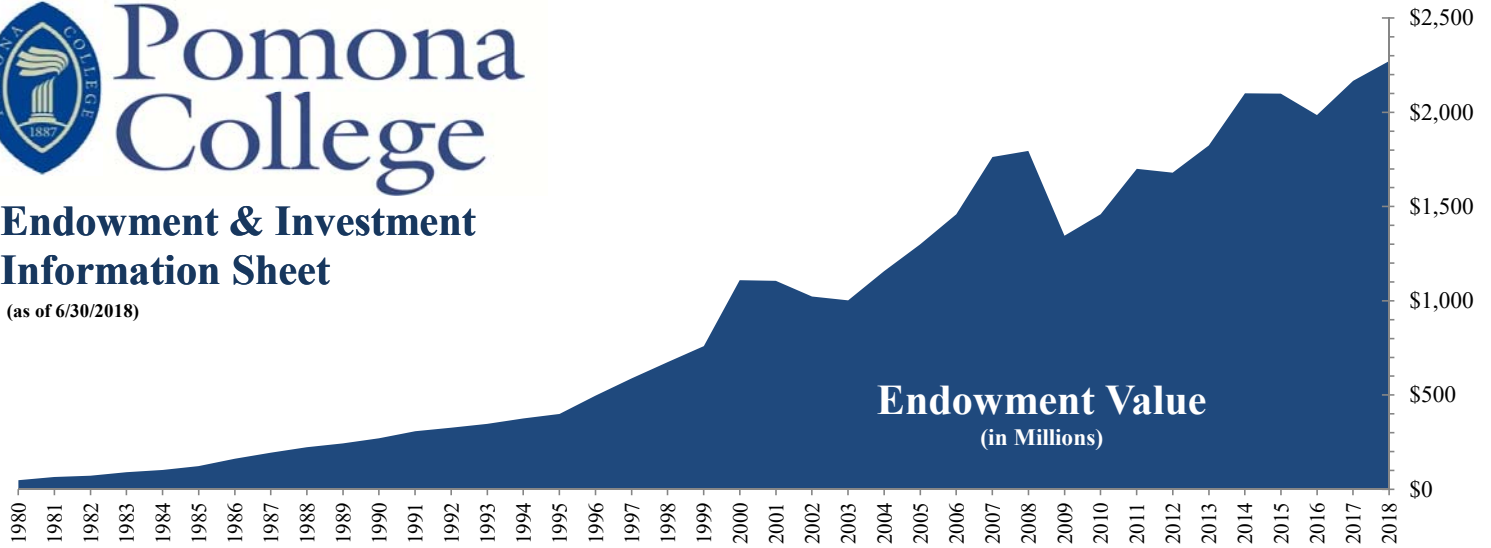




Pomona College

Endowment & Investment Information Sheet

(as of 6/30/2018)



Returns


	1 Year	5 year	10 Year	20 Year
Investment Performance	8.2%	7.8%	6.1%	9.4%
85/15 Portfolio Split*	12.1%	11.8%	9.3%	6.4%
60/40 Portfolio Split**	8.2%	9.0%	7.9%	6.1%

All return figures are gross of fees. The Pomona endowment expense ratio is less than .20%

* This is an 85% allocation to equity securities (S&P 500) and 15% allocation to fixed income securities (BC Gov/Credit Bond Index).

** This is a 60% allocation to equity securities (S&P 500) and 40% allocation to fixed income securities (BC Gov/Credit Bond Index).


Asset Allocations[^]



Credit Ratings & Outlook

Standard & Poor's	AAA/Stable
Moody's	Aaa/Stable
Fitch Ratings	AAA/Stable

Balance Sheet



Total Pooled Investments^{^^} - \$2,394,323,000
Investment Managers - 100+
Number of Funds - 220+

Pomona College Assets - \$3,056,095,000
Total Liabilities & Debt - \$361,373,000

[^] The Pomona endowment invests in a highly diversified mix of assets, including U.S. and non-U.S. equities, emerging markets, and fixed income, as well as non-marketable equity assets such as venture capital, private equity, absolute return strategies, and real assets such as private real estate, timber, and energy.

^{^^} Pomona's total Pooled Investments are comprised of the Endowment Fund (approx. 95%), the Restricted Fund (less than 1%), and the Annuity Fund (approx. 5%).