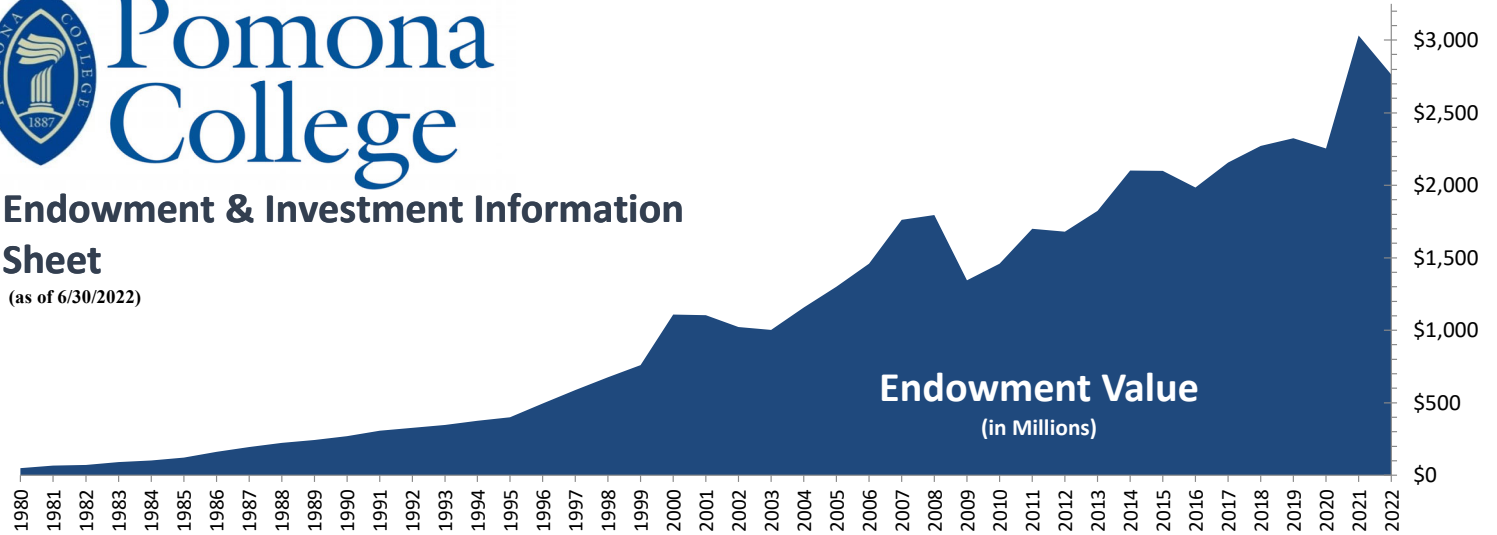




Pomona College

Endowment & Investment Information Sheet

(as of 6/30/2022)



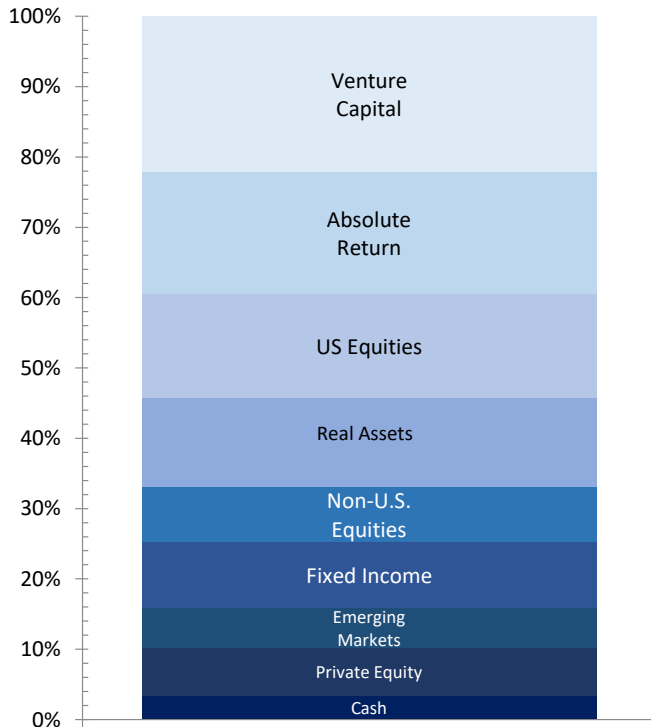
Returns

	1 Year	5 year	10 Year	20 Year
Investment Performance	-5.8%	9.0%	8.9%	8.6%
70/30 Portfolio Split*	-14.2%	5.3%	9.0%	7.3%

All return figures are gross of fees. The Pomona endowment expense ratio is less than .20%

* This is a 70% allocation to equity securities (MSCI ACWI) and 30% allocation to fixed income securities (BBG U.S. Agg).

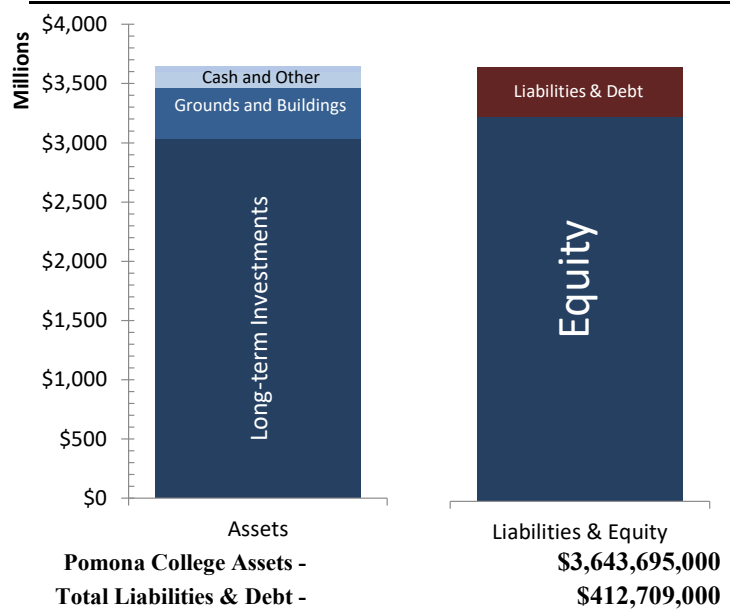
Asset Allocations[^]



Credit Ratings & Outlook

Standard & Poor's	AAA/Stable
Moody's	Aaa/Stable
Fitch Ratings	AAA/Stable

Balance Sheet



Total Pooled Investments^{^^} - \$2,924,561,000
Investment Managers - 115+
Number of Funds - 290+

Pomona College Assets - \$3,643,695,000
Total Liabilities & Debt - \$412,709,000

[^] The Pomona endowment invests in a highly diversified mix of assets, including U.S. and non-U.S. equities, emerging markets, and fixed income, as well as non-marketable equity assets such as venture capital, private equity, absolute return strategies, and real assets such as private real estate, timber, and energy.

^{^^} Pomona's total Pooled Investments are comprised of the Endowment Fund (approx. 95%), the Restricted Fund (less than 1%), and the Annuity Fund (approx. 5%).